



Part Number: 4100007
Product Description: TAD109 NISSAN GQ SPACER KIT, USE IN CONJUNCTION WITH FRONTIER TANK TAD109
Suited to vehicle/s: NISSAN PATROL GQ ALL DIESEL MODELS

WARNING

NOTE THE FOLLOWING:

- ◆ This product must be installed exactly as per these instructions using only the hardware supplied.
- ◆ In the event of damage to any component, contact your nearest authorised ARB stockist. Repairs or modifications must not be attempted.
- ◆ Do not use this product for any vehicle make or model, other than those specified by ARB.
- ◆ This product is designed to carry diesel fuel only and is not suitable for use in petrol applications.
- ◆ Do not remove labels from this product.
- ◆ This product or its fixing must not be modified in any way.
- ◆ The fuel gauge and distance to empty indicator may vary from factory condition.
- ◆ The installation of this product may require the use of specialized tools and/or techniques
- ◆ It is recommended that this product is only installed by trained personnel
- ◆ State regulations vary, please check with your local authorities regarding documentation of this installation.
- ◆ Biodiesel fuels do not conform to a mandatory code of practice regarding the chemical make-up of the fuel, therefore use of biodiesel is not recommended in this tank.
- ◆ These instructions are correct as at the publication date. ARB Corporation Ltd. cannot be held responsible for the impact of any changes subsequently made by the vehicle manufacturer
- ◆ During installation, it is the duty of the installer to check correct operation/clearances of all components
- ◆ Work safely at all times
- ◆ Unless otherwise instructed, tighten fasteners to specified torque

ARB 4x4 ACCESSORIES

Corporate Head Office

42-44 Garden St
Kilsyth, Victoria
AUSTRALIA 3137

Tel: +61 (3) 9761 6622
Fax: +61 (3) 9761 6807

Australian enquiries
North & South American enquiries
Other international enquiries

sales@arb.com.au
sales@arbusa.com
exports@arb.com.au



www.arb.com.au

FITTING REQUIREMENTS

REQUIRED TOOLS FOR FITMENT OF PRODUCT:

BASIC TOOLS KIT	HOSE CUTTERS
VEHICLE HOIST OR HYDRAULIC JACK AND STANDS	LIFTING EQUIPMENT SUITABLE FOR SUPPORTING FUEL TANKS
FUEL SENDER REMOVAL TOOLS	FUEL TRANSFER EQUIPMENT

HAVE AVAILABLE THESE SAFETY ITEMS WHEN FITTING PRODUCT:

Protective eyewear 	Hearing protection 
--	--

NOTE: 'WARNING' notes in the fitting procedure relate to OHS situations, where to avoid a potentially hazardous situation it is suggested that protective safety gear be worn or a safe work procedure be employed. If these notes and warnings are not heeded, injury may result.

FASTENER TORQUE SETTINGS:


SIZE	Torque Nm	Torque lbft
M6	9Nm	7lbft
M8	22Nm	16lbft
M10	44Nm	32lbft
M12	77Nm	57lbft

PARTS LISTING-410007

APPLICATION.	PART NO.	QTY	DESCRIPTION
FRONTIER SERIES FUEL TANK INSTALLATION			
	6151813	4	M10 X 1.25 X 80 SETSCREW
	4581048	4	WASHER SPRING M10x1/8x1/8 TZP480
	4581288	4	WASHER FLAT M10 X 35 X 3MM ZP
	6250032	4	SPACER GQ FRONTIER
	5670033	1	FUEL HOSE 6MM X 330MM
	3789633	1	F INST 410007


NOTE, THESE INSTRUCTIONS ARE TO BE READ IN CONJUNCTION WITH THE INSTRUCTIONS PROVIDED WITH TAD109

GQ ADAPTOR KIT



When installing the TAD109 into a GQ, place 1 spacer between the chassis and the top tank strap at each mounting point.


Use the M10 x 80mm bolts, flat washers and spring washers in this kit to attach the straps and tank to the vehicle.



Remove the rollover valve from the original fuel tank. Retain the clamps.

Remove and discard the pink hose from the bottom of the valve.

Remove the black hose from the top and install on to the bottom of the valve.



Mount the small silver bracket supplied in the TAD109 fitting kit to the filler neck mounting point using the existing fastener.

Mount the rollover valve to the small silver bracket.

Connect the bottom hose to the steel "U" shaped tube and secure using original clamps.

Connect the top port of the rollover valve to the 6mm breather port in the top of the Frontier Tank using the 350mm long 6mm fuel hose supplied in the kit.