

THE NEXT STEP IN
DRIVING LIGHT INNOVATION



INTENSITY

IQ



ARB.COM.AU

INTENSITY

IQ

ONE DRIVING LIGHT
THAT DOES IT ALL

SEE THE INTENSITY
IQ LIGHTS IN ACTION



INTENSITY IQ

ARB INTENSITY IQ DRIVING LIGHTS
ARE THE MOST ADVANCED DRIVING
LIGHTS WE HAVE EVER CREATED.

A unique four-optic design (Super Spot, Spot, Flood and Midrange) provides virtually unlimited choice of light beams to suit any road condition.

Whether it's carrying useable light down long straight roads or a significant spread for winding hills, the ARB Intensity IQ driving lights will have you ready for any situation.



A Super Spot: 4 x Cree XLamp XP-P LEDs

B Spot: 2 x Cree XLamp XM-L3 and 3 x Cree XLamp XP-P LEDs

C Flood: 18 x Cree XLamp XT-E LEDs

D Midrange: 4 x Cree XLamp XM-L3 LEDs



THE DESIGN

ARB ENGINEERS AND DESIGNERS HAVE
CLOSELY COLLABORATED TO CREATE A
DRIVING LIGHT UNLIKE ANYTHING SEEN
IN THIS SEGMENT.

The challenge: creating a shape that accommodates the diverse array of optics and a light that sits lower, complementing the aesthetics of modern vehicles and bull bars. The result: a light that sets a new benchmark in driving light capability.

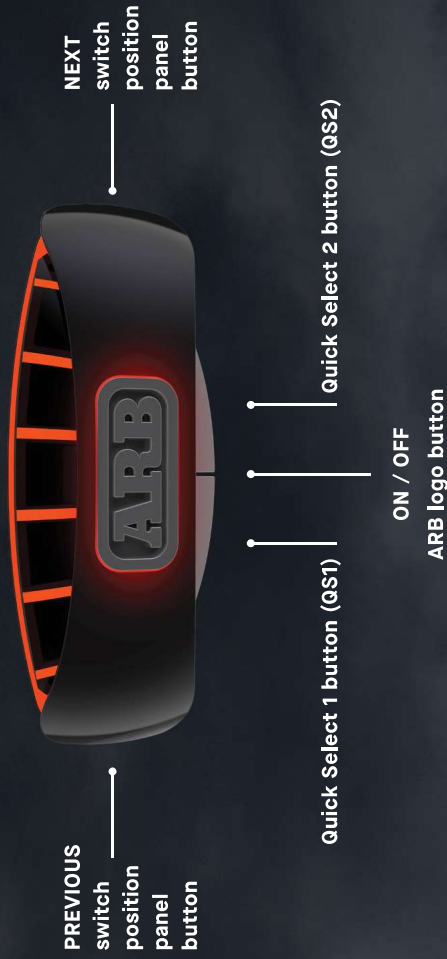


INTENSITY IQ


WITH FULL CONTROL AT YOUR FINGERTIPS, THE ARB INTENSITY IQ DRIVING LIGHTS ARE ADAPTABLE TO ALL DRIVING CONDITIONS.

INTENSITY IQ CONTROL SWITCH

Specifically designed to harness the functions of the IQ lights, this stylish yet intuitive switch can be easily operated by feel alone.



CUSTOMISE AND MONITOR SETTINGS THROUGH THE INTENSITY IQ APP. SELECT VARIOUS CONFIGURATIONS THROUGH THE IQ SWITCH OR ARB LINX.





Work light function


FEATURES

Intensity IQ driving lights offer an innovative new user experience that provides a tailor-made approach, where you can preset the lights to be more flood or spot oriented and adjust the intensity of the light depending on the driving conditions.

- Multiple light control options including surface mount switch, ARB LINX and smartphone app
- Work light function
- Courtesy light function
- Light fading function
- Selectable E-mark driving beam for on road use
- Adjustable beam pattern and intensity for individual lights
- Eight programmable switch positions
- Unique ARB engineered reflectors
- Intelligent thermal management
- More than 50,000 hour lifespan
- Vibration tested to off road conditions
- Dust and waterproof to IP68 (three metres)
- New multi-position, high-pressure die-cast aluminium mounting bracket
- Virtually indestructible, clear-coated polycarbonate lens
- Includes security fittings and tool



INTENSITY IQ



Max Combo

SPECIFICATIONS

Distance @ 1 Lux (Pair Lights)

Max Spot 1,350m

Max Flood 900m


Max Combo 1,105m

Colour Temperature 5,700-6,200k


Weight (per light) 3.8kg

Dimensions 220mm (W) x 215mm (H) x 142mm (D)


MAX SPOT



MAX FLOOD



MAX COMBO



Lux Scale



ARB.COM.AU

INTENSITY

IQ



Part no. 573279